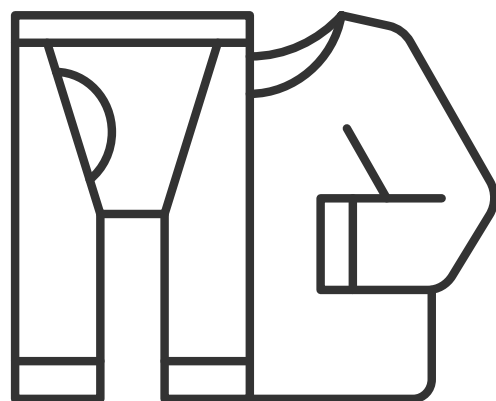


Wear 4 layers of winter clothes in Rovaniemi


1

Underlayer. This is the first layer next to your skin and it should keep you dry. Woollen set of underwear is soft and warm, also keeping you dry better than cotton.




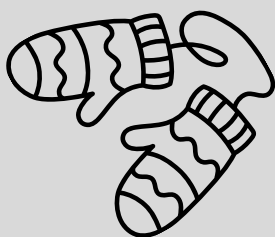
2

Middle Layer is a set of clothes, such as fleece, another woollen layer or other warm pair of clothes.



3

Outside layer covers from wind, rain and snow. You should wear water resistant pants and jacket or overalls.



4

If it is very cold, you can wear, or take with you, another thicker jacket or extra pair of mittens and scarf. You can wear this layer during the tour or activity, for example when you stay still a longer time and remove it when you keep on moving again.



STAY SAFE, BE RESPONSIBLE

8 TIPS

1. **DON'T WALK ON FRAGILE RIVER ICE** - AVOID CITY CENTRE AREA

2. **DRESS WARMLY** - ARCTIC WEATHER CAN BE CHILLY AND DANGEROUS

3. **DON'T CROSS THE STREET DANGEROUSLY** - CAR CAN'T BREAK QUICKLY IN AN ICY ROAD

4. **DON'T STOP IN THE MIDDLE OF THE ROAD** TO TAKE A PICTURE - ON FOOT OR BY CAR

5. **DAYS ARE SHORT AND DARKNESS COMES QUICKLY** - BE AWARE OF THIS ON HIKING AND NATURE TRIPS

6. **DON'T GO ON PRIVATE YARDS AND PEOPLES' HOME AREAS ON NORTHERN LIGHTS / NATURE TOURS** - RESPECT PRIVACY

7. **ALWAYS CHECK BEFOREHAND RESPONSIBLE TRANSPORTATION** - ASK PRICE IN ADVANCE OR ASK GUIDANCE

8. **DON'T SLIDE OR WALK ON SKI TRAIL** - IT CAN BE DANGEROUS AND RUINS THE SKI TRAIL